

**B.D.U.S.S. Ltd 2018-19**

**Profit & Loss A/c**  
1-Apr-2018 to 31-Mar-2019

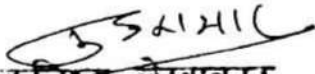
Particulars	1-Apr-2018 to 31-Mar-2019	Particulars	1-Apr-2018 to 31-Mar-2019
Opening Stock	19,40,968.00	Sales Accounts	24,36,28,313.49
Opening Stock	<u>19,40,968.00</u>	Sales A/c	<u>24,36,28,313.49</u>
Purchase Accounts	22,55,30,323.43	Direct Incomes	
Purchase A/c	<u>22,55,30,323.43</u>	Closing Stock	12,56,850.00
Direct Expenses	73,34,472.42	Opening Stock	<u>12,56,850.00</u>
D.C.S Overhead	36,77,549.72		
Diesel Plant	18,536.00		
Electric Plant	2,10,077.00		
Head Load A/c	22,71,578.70		
Plant Repair & Maintenance Expenses	41,803.00		
Trans. Cattle Feed	2,71,438.00		
Trans. Raw Milk	8,43,490.00		
Gross Profit c/o	1,00,79,399.64		
	<u>24,48,85,163.49</u>		
Indirect Expenses	1,47,58,683.77	Gross Profit b/f	1,00,79,399.64
Salary & Allowances	62,50,869.00	Indirect Incomes	84,66,710.00
Administration Charges 2015-16	(-)6,990.00	Divident Received	46,012.00
Administration Charges 2018-19	1,43,132.00	Income Support Prises	79,93,429.00
Advertisement	63,405.00	Income Tax Refund	497.00
A.G.M. Exp	24,375.00	Interest Income	13,211.00
Bank Commision	10,416.24	Interest on F.D.R.	1,41,150.00
B. M. C. Expenses	18,21,257.10	Interest Received on Bank A/c	2,72,411.00
B.O.D. Exp	11,997.00		
CESS Charges RCDF	4,57,956.00		
Computer Maintenance	18,667.00		
Deprication	7,54,767.00		
Electric Office	2,814.00		
Employer Share of EPFO 2014-15	3,32,025.00		
Employer Share of EPFO 2018-19	8,98,456.00		
EPFO Charges 14B & 7 Q	38.00		
Gratuity Payment ( LIC Insurance)	22,43,409.00		
Gst Reversal Exp.	2,46,956.10		
Interest Paid	3,246.00		
Labour Contecter	4,80,822.00		
Legal Fee & Professional Expenses	75,395.00		
Leverise Charges	27,351.00		
Local Canvance Exp.	4,800.00		
Office Exp.	2,51,316.00		
Other Allowance	2,41,700.00		
Penalty A/c GST	2,900.00		
Postage Charge	232.00		
Round Off	23.33		
Stationery & Printing	5,750.00		
T.A Bill	35,385.00		
Telephone Charges	28,407.00		
Trans Ghee	8,000.00		
Trans. of Ghee	12,960.00		
Vehecal Repering Charges & Fuel	3,06,847.00		
Nett Profit	<u>37,87,425.87</u>		



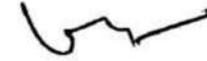
B.D.U.S.S. Ltd 2018-19

Profit & Loss A/c : 1-Apr-2018 to 31-Mar-2019

Particulars	1-Apr-2018 to 31-Mar-2019	Particulars	1-Apr-2018 to 31-Mar-2019
Total	1,85,46,109.64	Total	1,85,46,109.64

  
कनिष्ठ लेखाकार  
बांसवाड़ा दुग्ध उत्पादक  
सहकारी संघ लि. बांसवाड़ा



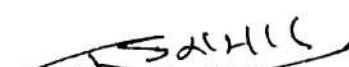
  
प्रबन्ध सञ्चालक  
बांसवाड़ा दुग्ध उत्पादक  
सहकारी संघ लि. बांसवाड़ा

# B.D.U.S.S. Ltd 2018-19


## Balance Sheet

1-Apr-2018 to 31-Mar-2019

Liabilities	as at 31-Mar-2019	Assets	as at 31-Mar-2019
<b>Capital Account</b>	<b>6,92,26,741.73</b>	<b>Reserves &amp; Surplus</b>	
Reserves & Surplus	1,79,90,832.44		
D.C.S. Share Capital	44,79,194.32	<b>Investments</b>	<b>20,83,952.00</b>
Share Reserve Fund	34,54,422.97	Ad. R.C.D.F Share Capital	20,65,851.00
TAD Grants	4,33,02,292.00	C.C.B Share Purchase	8,101.00
		N.S.C.	10,000.00
<b>Loans (Liability)</b>	<b>6,35,85,635.00</b>	<b>Current Assets</b>	<b>8,33,76,050.03</b>
Ad. Cattle Feed Plant Jodhpur	20,89,700.00	Closing Stock	12,56,850.00
Ad R.C.D.F. Rebohi, Fund	2,19,00,000.00	Deposits (Asset)	29,84,091.20
Ad. R.C.D.F. Working Loan Ac	3,92,50,883.00	Loans & Advances (Asset)	15,22,553.00
TAD SPECIAL CREDIT	3,45,052.00	Sundry Debtors	2,98,85,943.67
		Cash-in-hand	1,15,358.00
<b>Current Liabilities</b>	<b>7,38,12,873.98</b>	Bank Accounts	4,23,41,974.16
Un Utilised Fund	3,60,20,990.85	Ad. Dungarpur Unit	44,97,689.00
Duties & Taxes	(-)59,20,058.39	Rajasthan Housing Board Bsw.	6,29,100.00
Provisions	10,26,974.00	Repair Quter	1,42,491.00
Sundry Creditors	1,54,09,859.46		
Ad. Bhilwara Z.D.U.S Ltd.	13,69,425.90	<b>Misc. Expenses (ASSET)</b>	<b>6,80,52,380.46</b>
Ad. Cattle Feed Plant Ajmer	37,65,526.00	Loss Up to Last Years	1,36,48,561.82
Ad Cattle Feed Plant Nadbai	6,363.82	Profit and Loss Account	5,44,03,818.64
Ad Dairy Farmingh	15,000.00		
Ad. R.C.D.F Jaipur	1,14,83,626.30	<b>Fixed Assets</b>	<b>5,69,00,294.09</b>
Cattle Feed Plant, Bhilwara	48,960.00	B M C	2,67,29,318.00
Chal Prayog Shala Bsw	53,021.00	Building & Machinery	22,09,811.00
Chiltorgarh & Pratapgarh DUSS Ltd	23,04,779.94	Building Maintenance	2,97,063.00
DCS Commission	15,70,514.56	Computer & Printer ( Dec-2011 )	41,300.00
DCS LIC Deduction	43,936.00	Computer	88,950.00
Dungarpur Deduction A/c	2,28,226.54	Cooler	8,000.00
E.N.F. Bassi	57,275.00	Dead Stock	2,94,674.00
Feming Calector Bsw.	12,425.00	D G Sent ( T A D )	52,94,174.00
Jan Shree Insurance	73,200.00	Electric Weigh Machine	56,862.00
Quater Rent & Water	1,69,936.00	Electric Weith Machine	59,960.00
R C D F Cess Charges (RCDF)	18,86,594.00	Electronic Milk Tester	23,91,770.00
R C D F Share Subcription	4,52,613.00	Fex Machine	6,500.00
Royalty	2,320.00	Fixed Stock Current Assets	52,870.00
Sam Vikas Yojana Bsw	7,85,009.00	Furniture & Fixer	11,29,384.70
Security A/c	28,61,356.00	Land & Builiding	1,51,779.00
Security Deposited	85,000.00	Mobile	10,000.00
<b>Suspense A/c</b>		Plant Machinery	31,84,283.59
		Plant Machinery Anudan	86,87,835.80
<b>Profit &amp; Loss A/c</b>	<b>37,87,425.87</b>	Purchase of Computer Printer	75,145.00
Opening Balance		Purchase of E.M.T.	49,854.00
Current Period	37,87,425.87	Purchase of Fixed Assest	51,93,088.00
		Purchase of Jeep	5,29,010.00
		RMRD Netwrk Automation System	3,11,222.00
		Spare Parts (Plant)	47,440.00
<b>Total</b>	<b>21,04,12,676.58</b>	<b>Total</b>	<b>21,04,12,676.58</b>

  
 प्रकाश कुमार  
 बांसवाड़ा दुग्ध उत्पादक  
 सहकारी संघ लि. बांसवाड़ा



  
 प्रकाश कुमार  
 बांसवाड़ा दुग्ध उत्पादक  
 सहकारी संघ लि. बांसवाड़ा